

NUFS & HPU Mixer

Directions

1. Take turns BRIEFLY introducing yourselves—name and a one-sentence explanation of your connection to Nagoya/NUFS or Honolulu/HPU.
2. If you are at/from HPU, explain why you are attending this workshop.
3. If you are from NUS, explain this picture to the HPU participants.



Special Day Conversations

Directions

1. Take turns BRIEFLY introducing yourselves—name and a one-sentence explanation of your connection to Nagoya/NUFS or Honolulu/HPU.
2. Use the FAQs to think and talk about a special day in Japan or another country with which you are familiar.
3. Take turns asking questions, or discuss them together, as you like.

FAQs

1. What is the special day? (in Japanese and English)?
2. When is it?
3. Why is it on that day?
4. Is it a school holiday?
5. Are there special events?
6. Is there special food?
7. How does your family celebrate?
8. Tell me more.

1. Jan 1—New Year's Day
2. Sec Mon Jan—Coming of Age Day
3. Feb 11—Founding Day
4. Feb 14—Valentine's Day
5. Feb 23/4—Emperor's Birthday
6. Mar 14—White Day
7. Mar 20/21—Vernal Equinox
8. Apr 29—Showa Day
9. May 3—Constitution Mem Day
10. May 4—Greenery Day
11. May 5—Children's Day
12. July 7—Tanabata
13. 3rd Mon July—Marine or Ocean Day
14. Aug 11—Mountain Day
15. Mid-August—O-bon Festival
16. 3rd Mon Sep—Respect-for-the-Aged Day
17. Sept 23/24—Autumnal Equinox
18. 2nd Mon Oct—Health/Sports Day
19. Nov 3—Culture Day
20. Nov 15—7-5-3 Festival
21. Nov 23—Labor Thanksgiving Day



Culture in a Basket

Directions

1. Take turns BRIEFLY introducing yourselves—name and a one-sentence explanation of your connection to Nagoya/NUFS or Honolulu/HPU.
2. Use the starter questions to tell your partner about the item.
3. Then, quickly look around wherever you are now—home or office. Pick up something that could go into your Culture in a Basket activity (Japan, China, U.S., wherever you are from).
4. Teach your partner about the item(s) you have found.

Starter Questions

1. What is it?
2. What is it for?
3. When do people use it?
4. Where can I get one?
5. Tell me more. **OR** Let me tell you more.



Picture This Conversation Cards

Directions





1. Take turns BRIEFLY introducing yourselves—name and a one-sentence explanation of your connection to Nagoya/NUFS or Honolulu/HPU.
2. Follow this link:
https://americanenglish.state.gov/files/ae/resource_files/picture_this-cards.pdf.
3. Choose one or more of the cards to try with your partner.



Well-known Figures

Directions

1. Take turns BRIEFLY introducing yourselves—name and a one-sentence explanation of your connection to Nagoya/NUFS or Honolulu/HPU.
2. Choose a picture to talk or ask your partner about.
3. Begin with: *Let me tell you about ____*. **OR** *Tell me about ____*.
4. Work together to extend the conversation.
5. When you get stuck, choose another picture (or name) .

		
	<p>Who else would you like to talk about?</p>	<p>Hayao Miyazaki 宮崎 駿</p> 